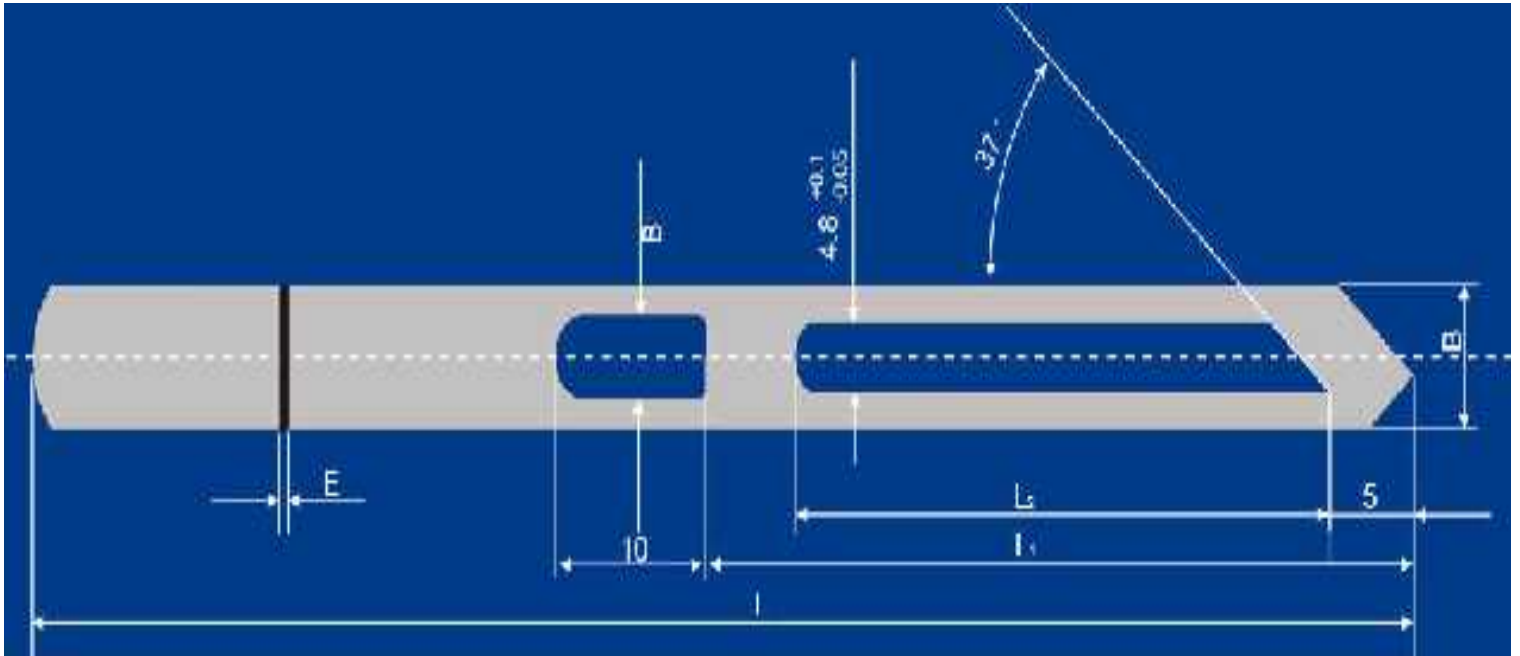
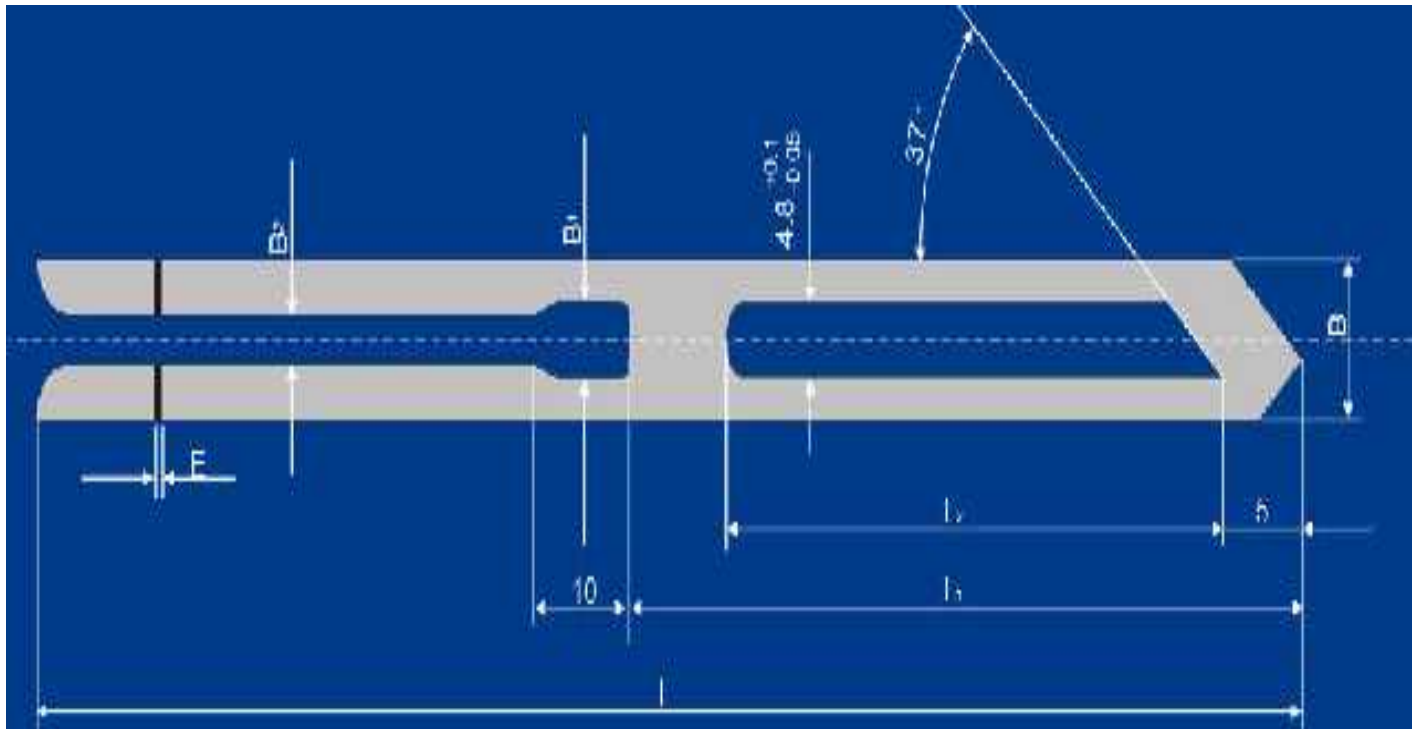


Drop wires

We can recommend the correct weight if you tell us the speed of the loom and count of the warp. We can offer up to 16g drop wires.



Closed, U type thread eye





Drop Wire Eyelet















Table of Drop Wires specifications

Model	Length (mm)	Width (mm)	Thickness (mm)	Weight (gram)	Pictures
CL145	145	11	0.2	1.9	
			0.3	2.9	
			0.4	3.8	
			0.5	4.8	
CL165	165	11	0.2	2.2	
			0.3	3.3	
			0.4	4.4	
			0.5	5.5	
			0.6	6.6	
CL180	180	11	0.2	2.4	
			0.3	3.6	
			0.4	4.8	
OP140	140	11	0.2	1.6	
			0.3	2.3	
			0.4	3.2	
OP140N	140	7	0.2	0.8	
		8	0.3	1.4	
CP145	145	11	0.2	1.7	
			0.3	2.5	
			0.4	3.3	
OP156N	156	8	0.2	1.2	
			0.4	2.4	
OP156	156	11	0.2	1.8	
			0.3	2.7	
			0.4	3.6	
			0.5	4.5	
OP165	165	11	0.2	1.9	
			0.3	2.9	
			0.4	3.8	
			0.5	4.8	
OP180	180	11	0.2	2.2	
			0.3	3.3	
			0.4	4.4	
			0.5	5.5	
			0.6	6.5	
OP198	198	11	0.6	5.3	
		12	0.8	10	